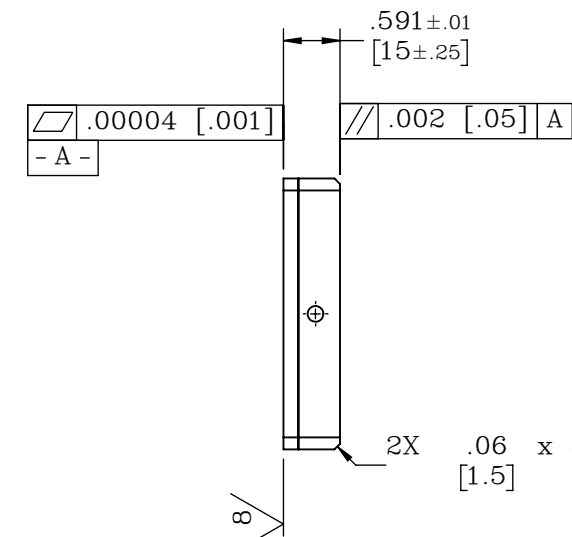


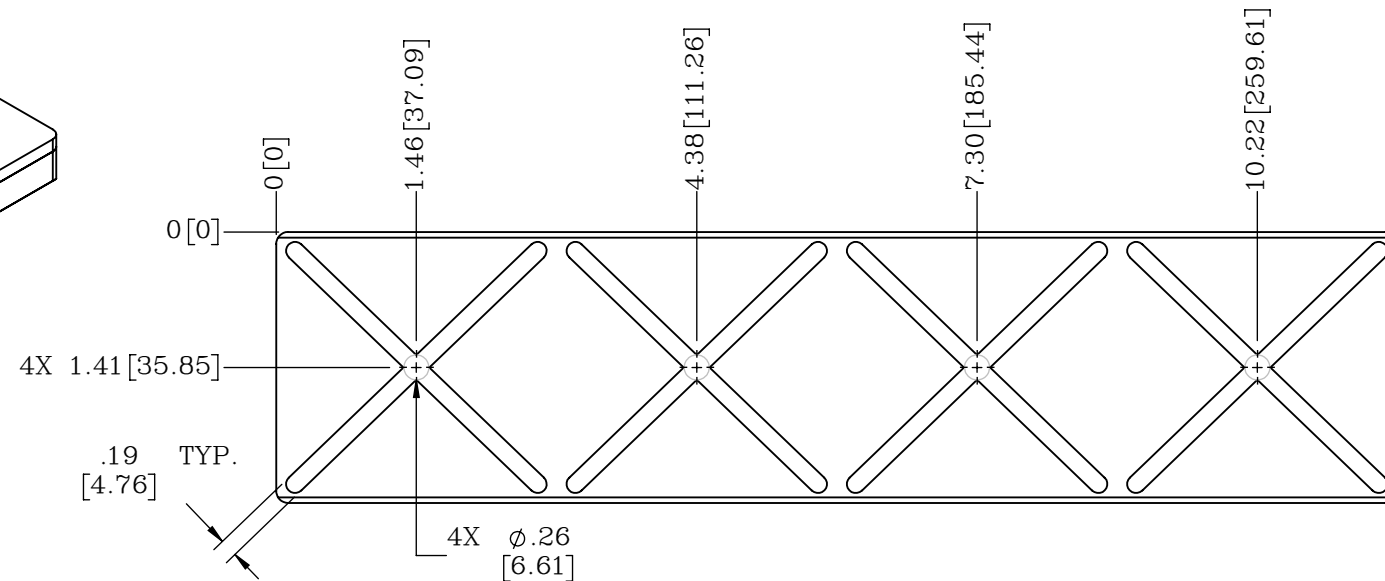
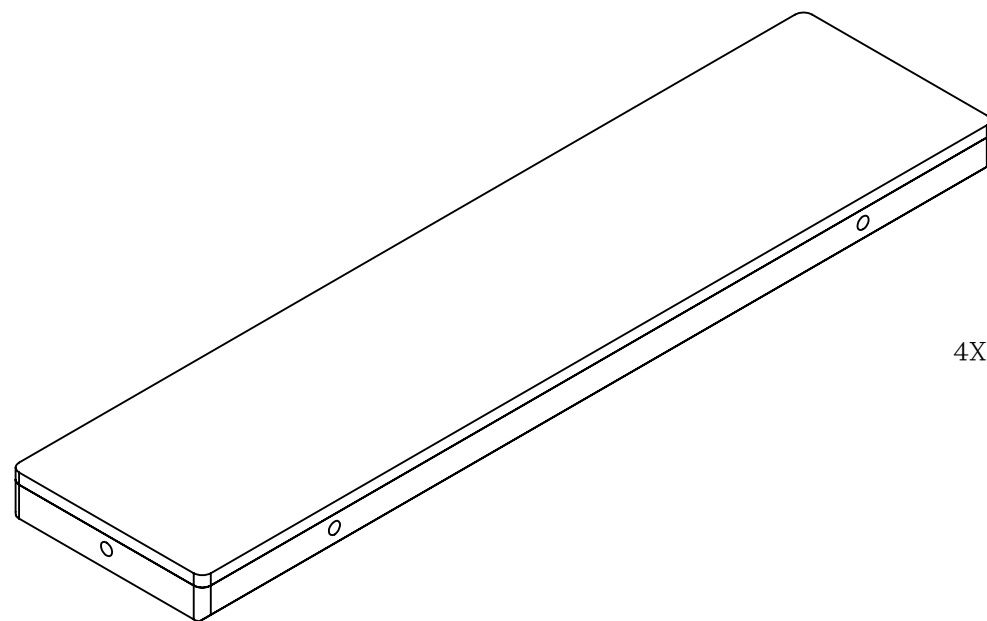


4

3

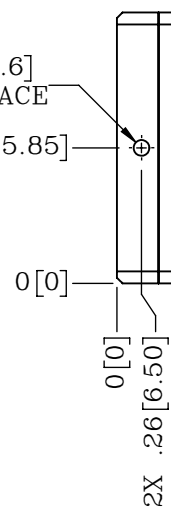
2

1



2X M5X0.8 - 6H ∇ .30 [7.6]
MIRRORED ON OPPOSITE FACE

2X 1.41 [35.85]



4X M5X0.8 - 6H ∇ .30 [7.6]
MIRRORED ON OPPOSITE FACE

2X 1.95 [49.45]

2X 9.73 [247.25]

NOTES:

- EACH PART WILL BE SHIPPED WITH SET SCREW PLUGS.
SEAL PLUG THREADS USING LOCTITE 401 OR A COMPARABLE C.A. GLUE.
OTHER SEALING METHODS MAY PUT UNDO STRESS ON THE PART AND
AFFECT BEARING PERFORMANCE

PROPRIETARY ITEM:
THIS DRAWING CONTAINS
INFORMATION PROPRIETARY TO NEW
WAY MACHINE COMPONENTS, INC. ANY
REPRODUCTION, DISCLOSURE, OR USE
OF THIS DRAWING OR THE
INFORMATION CONTAINED HEREIN
IS EXPRESSLY PROHIBITED EXCEPT AS
NEW WAY MAY OTHERWISE AGREE TO
IN WRITING. ALL RIGHTS RESERVED BY
NEW WAY MACHINE COMPONENTS, INC.

CUSTOMER PRINT

TOLERANCES UNLESS OTHERWISE SPECIFIED ANGLES: $\pm 1/2^\circ$ DECIMALS: XX $\pm .01$ XXX $\pm .005$ FRACTIONS: $\pm 1/64$ SURFACE ROUGHNESS: RMS MAX. BREAK ALL SHARP EDGES: .005-.020	TITLE: 71.7mm X 296.7mm STANDARD BONDED BEARING		 air bearings	
	DRAWN: DHP	DATE: 12/12/23		
	CHECKED:	DATE:	HEAT TREAT: -	
	SCALE: 1:2	SHT. 1 OF 1	FINISH: BLACK ANODIZE	
USED ON (NW #): -		DWG. #: S17072415	REV. #: -	

4

3

2

1