

4

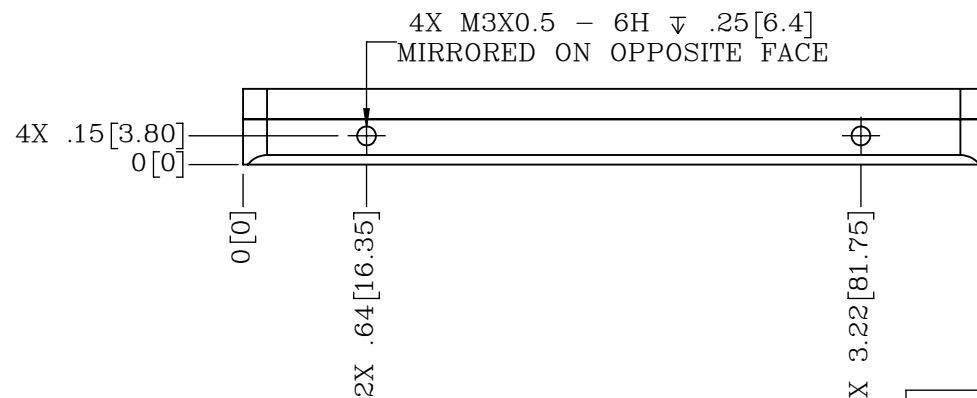


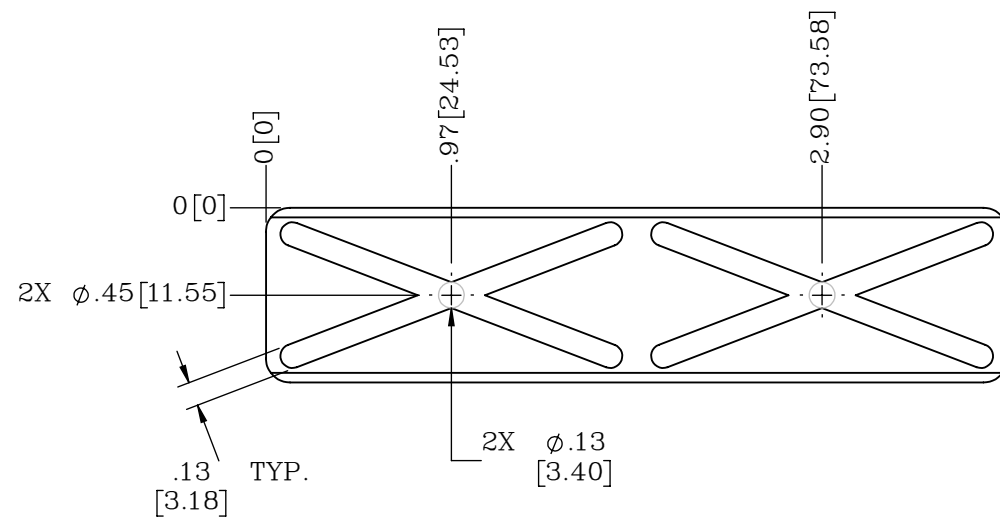
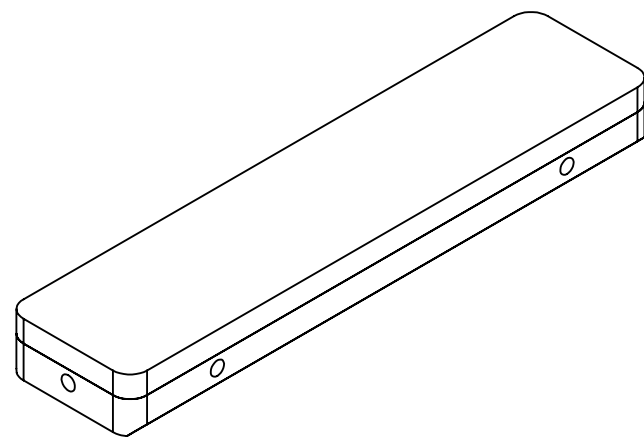
3

2

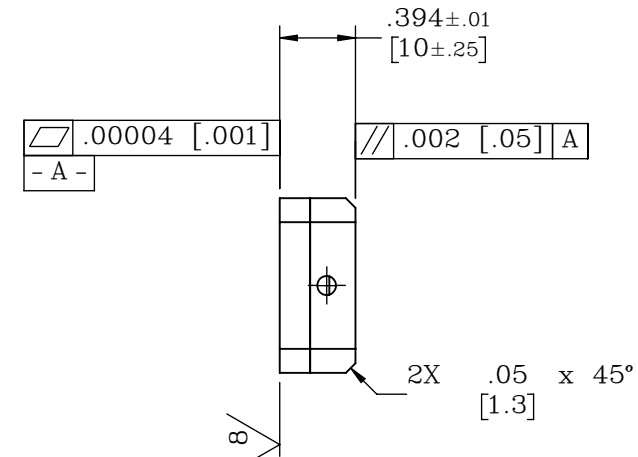
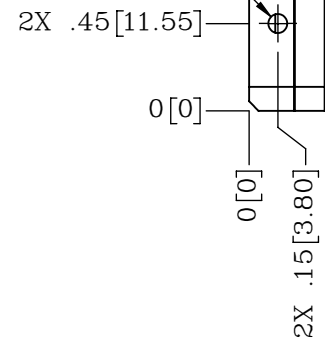
1

B

B



2X M3X0.5 - 6H ∇ .25 [6.4]
MIRRORED ON OPPOSITE FACE



NOTES:

- EACH PART WILL BE SHIPPED WITH SET SCREW PLUGS.
SEAL PLUG THREADS USING LOCTITE 401 OR A COMPARABLE C.A. GLUE.
OTHER SEALING METHODS MAY PUT UNDO STRESS ON THE PART AND
AFFECT BEARING PERFORMANCE

PROPRIETARY ITEM:
THIS DRAWING CONTAINS
INFORMATION PROPRIETARY TO NEW
WAY MACHINE COMPONENTS, INC. ANY
REPRODUCTION, DISCLOSURE, OR USE
OF THIS DRAWING OR THE
INFORMATION CONTAINED HEREIN
IS EXPRESSLY PROHIBITED EXCEPT AS
NEW WAY MAY OTHERWISE AGREE TO
IN WRITING. ALL RIGHTS RESERVED BY
NEW WAY MACHINE COMPONENTS, INC.

CUSTOMER PRINT

| | | | | | |
|---------------------------------------|--|------------------------------------------------|-------------------------------|-------------------------------|------------------|
| TOLERANCES UNLESS OTHERWISE SPECIFIED | | TITLE: 23.1mm X 98.1mm STANDARD BONDED BEARING | | NEWWAY air bearings | |
| DRAWN: JEY | | DATE: 10/05/15 | MATERIAL: ALUMINUM / GRAPHITE | | |
| CHECKED: | | DATE: | HEAT TREAT: - | | DWG. TYPE: - |
| SCALE: 1:1 | | SHT. 1 OF 1 | FINISH: BLACK ANODIZE | | DWG. # S17023410 |
| USED ON (NW #): - | | | | REV. B | |

4

3

2

1

A

A