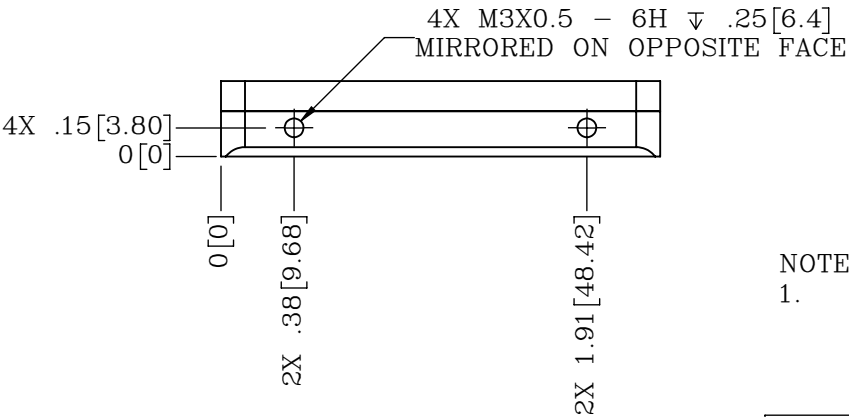
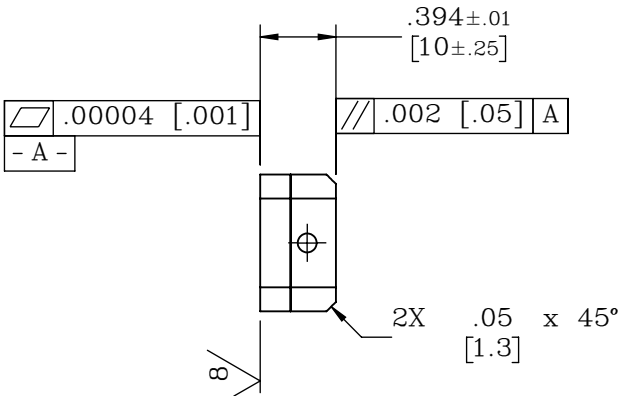
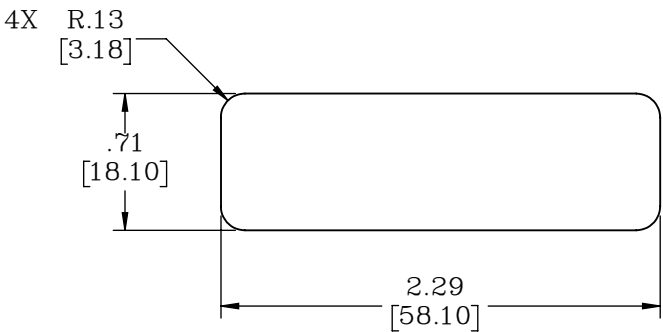

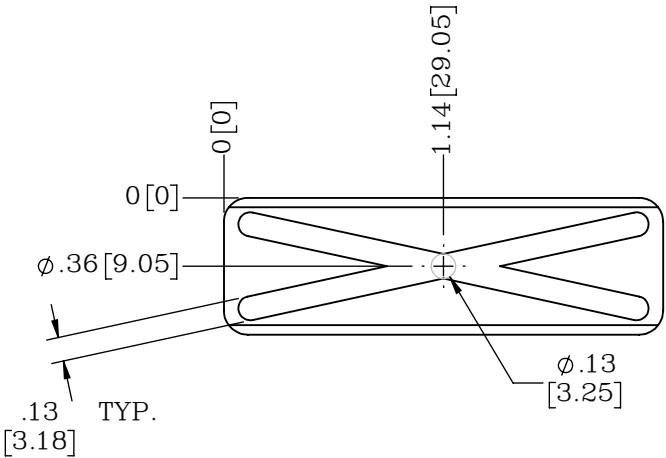
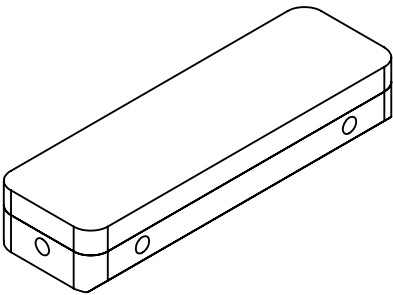


4

3

2

1



- NOTES:
- EACH PART WILL BE SHIPPED WITH SET SCREW PLUGS.
SEAL PLUG THREADS USING LOCTITE 401 OR A COMPARABLE C.A. GLUE.
OTHER SEALING METHODS MAY PUT UNDO STRESS ON THE PART AND
AFFECT BEARING PERFORMANCE

PROPRIETARY ITEM:
THIS DRAWING CONTAINS
INFORMATION PROPRIETARY TO NEW
WAY MACHINE COMPONENTS, INC. ANY
REPRODUCTION, DISCLOSURE, OR USE
OF THIS DRAWING OR THE
INFORMATION CONTAINED HEREIN
IS EXPRESSLY PROHIBITED EXCEPT AS
NEW WAY MAY OTHERWISE AGREE TO
IN WRITING. ALL RIGHTS RESERVED BY
NEW WAY MACHINE COMPONENTS, INC.

CUSTOMER PRINT

TOLERANCES UNLESS <u>OTHERWISE SPECIFIED</u> ANGLES: ± 1/2° DECIMALS: XX ± .01 XXX ± .005 FRACTIONS: ± 1/64 SURFACE ROUGHNESS: 63/ ✓ RMS MAX. BREAK ALL SHARP EDGES: .005-.020	TITLE: 18.1mm X 58.1mm STANDARD BONDED BEARING			NEWWAY [®] a i r b e a r i n g s			
	DRAWN: JEY	DATE: 06/16/15	MATERIAL: ALUMINUM / GRAPHITE				
	CHECKED:	DATE:	HEAT TREAT:	DWG. TYPE	—		
	SCALE: 1:1	SHT. 1 OF 1	—				
	USED ON (NW #): —			FINISH: BLACK ANODIZE	DWG. #	S17018310	REV. A

4

3

2

1