

4

3

2

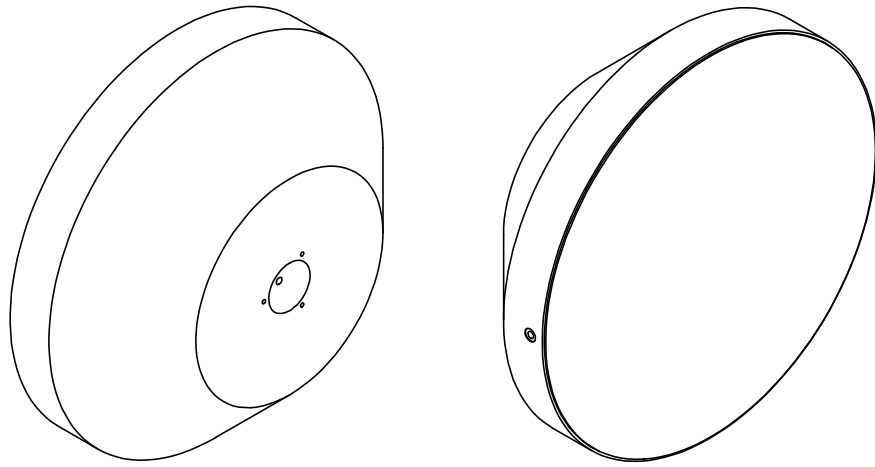
1

B

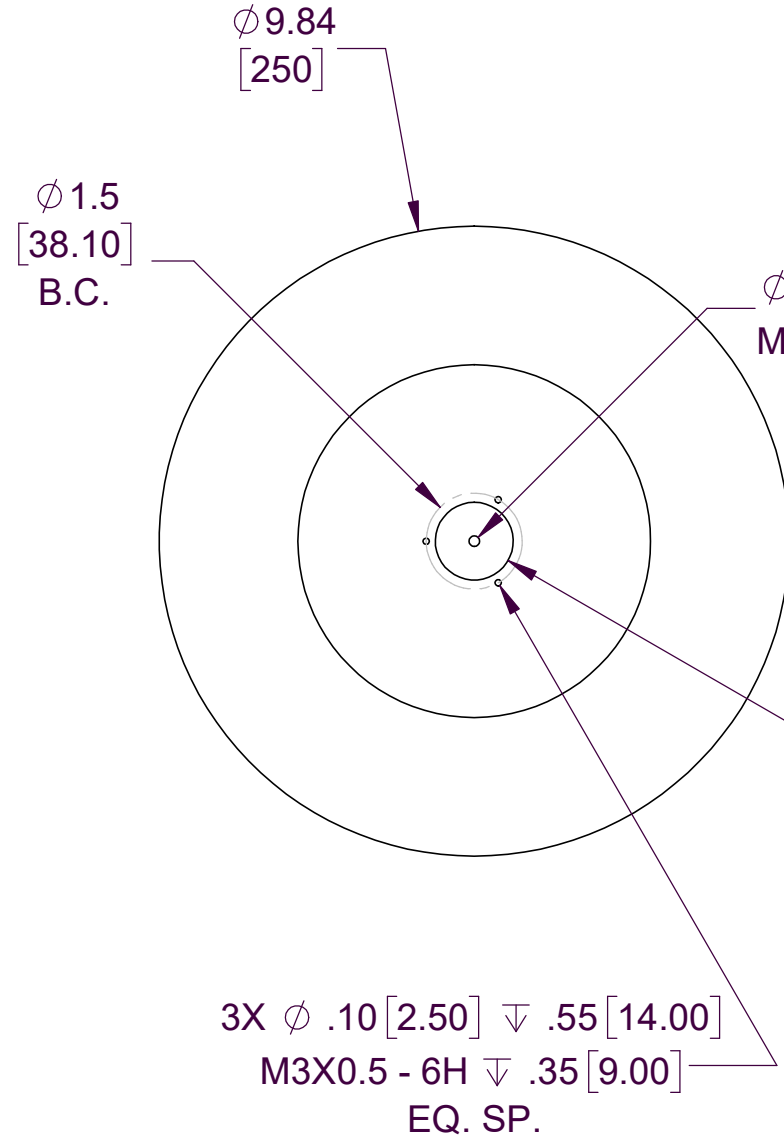
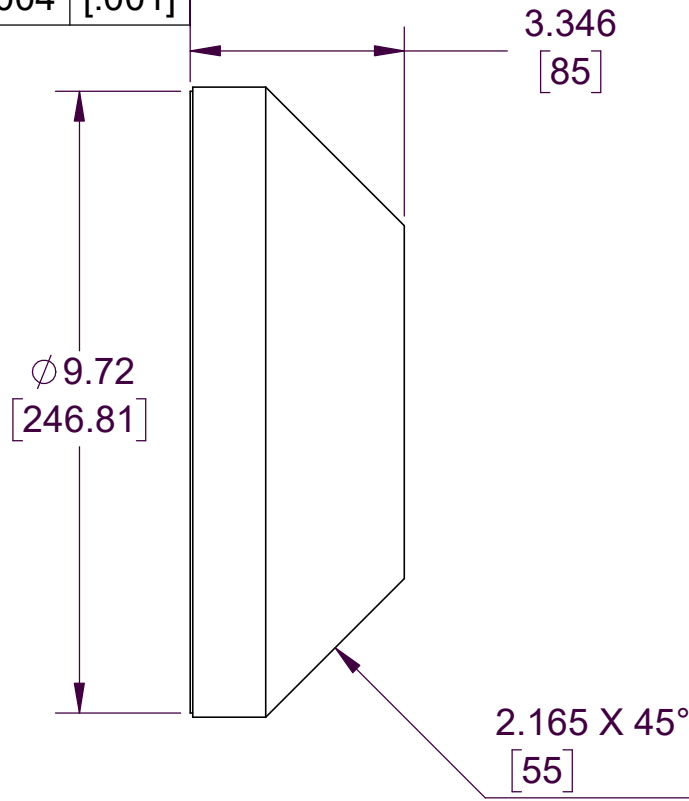
B

A

A



.00004 [.001]



Ø 1.57 [40]
TOOLING BALL
NOT INCLUDED

2.953 [75]

Ø .17 [4.20] ∇ 1.38 [35.00]
M5X0.8 - 6H ∇ 1.10 [28.00]

Ø .17 ∇ .78
Ø .31 [7.87] ∇ .01

Ø .17 [4.20] ∇ .79 [20.00]
M5X0.8 - 6H ∇ .30 [7.60]
PRESSURE PORT

1.346^{+.000}_{-.005}
[34.18^{.00}_{-.12}]

NOTES:

- ALL DIMENSIONS ARE REFERENCE UNLESS OTHERWISE SPECIFIED.

PROPRIETARY ITEM:
THIS DRAWING CONTAINS INFORMATION PROPRIETARY TO NEW WAY MACHINE COMPONENTS, INC. ANY REPRODUCTION, DISCLOSURE, OR USE OF THIS DRAWING OR THE INFORMATION CONTAINED HEREIN IS EXPRESSLY PROHIBITED EXCEPT AS NEW WAY MAY OTHERWISE AGREE TO IN WRITING. ALL RIGHTS RESERVED BY NEW WAY MACHINE COMPONENTS, INC.

TOLERANCES UNLESS OTHERWISE SPECIFIED ANGLES: ± 1/2° DECIMALS: XX ± .01 FRACTIONS: ± 1/64 SURFACE ROUGHNESS: RMS MAX. BREAK ALL SHARP EDGES: .005-.020	TITLE: 250mm FLAT ROUND AIR BEARING		air bearings	
	DRAWN: ES	DATE: 5/30/2008		
	CHECKED:	DATE:	HEAT TREAT: N/A	
	SCALE: 1:3	SHT. 1 OF 1	FINISH: N/A	
USED ON (NW #):	N/A		DWG. #:	S1025001
			REV.:	A

4

3

2

1